

ETERNA

ETERNA

A TIMELESS STORY

Ci sono opere che sfidano il tempo.

Così è **ETERNA**,

la collezione che liberamente s'ispira al classico Travertino.

Sofisticata e forte come la pietra naturale, ETERNA interpreta la contemporaneità attraverso una nuova serie che si caratterizza per la superficie preziosa, sapientemente percorsa da **tracce leggere** che rievocano **l'artigianalità** delle lavorazioni e definita in **quattro diverse tonalità**.

La superficie essenziale e raffinata si declina nelle finiture **naturale e lappata** per meglio esaltare la modernità di un'eleganza esclusiva.

Il decoro **ROME** sottolinea lo straordinario aspetto scultoreo della collezione, qui attraversata da onde materiche in cui la materia crea giochi di luce e rilievi.

ETERNA,
lo spazio si veste
d'intramontabile bellezza.

Certains ouvrages défient le temps. Tout comme ETERNA, la collection qui s'inspire librement du classique Travertin.

Sophistiquée et forte comme la pierre naturelle, ETERNA interprète la contemporanéité avec une nouvelle série à la finition précieuse, délicatement sillonnée par des **traces légères** qui font penser au **caractère artisanal** des façonnages. **Quatre tonalités sont disponibles**. La finition sobre et raffinée se décline dans les finitions **mate et rodée** pour mieux exprimer la modernité d'une élégance exclusive. Le décor ROME exalte l'extraordinaire nature sculpturale de la collection traversée, dans ce cas, par des vagues à effets de matière qui créent des jeux de lumière et des reliefs.

ETERNA, **l'espace s'habille d'une beauté impérissable.**

Existen obras que desafían el paso del tiempo. Es el caso de ETERNA, la colección libremente inspirada en el clásico Travertino.

Sofisticada y fuerte como la piedra natural, ETERNA interpreta la contemporaneidad por medio de una nueva serie que se caracteriza por su preciosa superficie, sabiamente surcada por leves huellas que evocan la **artesanía** de las elaboraciones y que se define en **cuatro tonalidades distintas**.

Su superficie esencial y refinada se articula en los acabados **natural y esmerilado** para remarcar mejor la modernidad de una elegancia exclusiva. La decoración ROME subraya el extraordinario aspecto escultural de la colección, aquí atravesada por olas matericas en las que el volumen crea juegos de luz y relieves.

ETERNA, **el espacio se viste de imprecadera belleza.**

Some works are untouched by time.

Amongst them is ETERNA, the collection freely inspired by ageless Travertine stone.

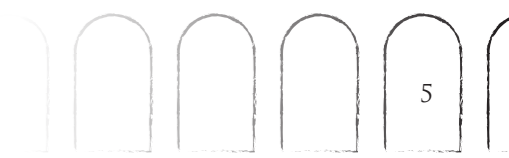
Strong and lovely as the natural stone, ETERNA expresses contemporary taste in a new series with an exquisite surface, skilfully designed with subtle marks that evoke **hand-workmanship**, in **four different shades**.

The simple, refined surface is available in natural and semi-polished finishes to underline the modernity of an exclusive elegance. The ROME decor highlights the collection's affinity with works of sculpture, with tactile waves in which the material creates effects with reflections and relief textures.

ETERNA, **cladding space with timeless elegance.**

TITANIO

63T79R Titanio 30x60 - 11'13/16" x 23'5/8" 98T79R Titanio 60x120 - 23'5/8" x 47'1/4" 63T79RB Rome Titanio 30x60 - 11'13/16" x 23'5/8"





AVORIO


60T70R Avorio 60x60 - 23^{5/8}"x23^{5/8}" 08T70R Avorio 7,5x30 - 2^{15/16}"x11^{13/16}"





SILVER

63T78R Silver 30x60 - 11^{13/16}"x23^{5/8}" 60T78R Silver 60x60 - 23^{5/8}"x23^{5/8}" 130T78R Mosaico Silver 30x30 - 11^{13/16}"x 11^{13/16}"




63T73R Beige 30x60 - 11'13/16" x 23'3/8" 98T73R Beige 60x120 - 23'5/8" x 47'1/4" 63T73RB Rome Beige 30x60 - 11'13/16" x 23'3/8"

BEIGE



AVORIO



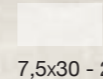
60x120 - 23^{5/8}"x47^{1/4}"
98T70R Avorio Nat. Rett. ● 771




59x118,2 - 23^{1/4}"x46^{9/16}"
64T70Y Avorio Lapp. Rett. ● 82



60x60 - 23^{5/8}"x23^{5/8}"
60T70R Avorio Nat. Rett. ● 662



7,5x30 - 2^{15/16}"x11^{13/16}"
08T70R Avorio Nat. Rett. ● 81



30x60 - 11^{13/16}"x23^{5/8}"
63T70R Avorio Nat. Rett. ● 61

BEIGE



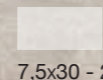
60x120 - 23^{5/8}"x47^{1/4}"
98T73R Beige Nat. Rett. ● 771



59x118,2 - 23^{1/4}"x46^{9/16}"
64T73Y Beige Lapp. Rett. ● 82



60x60 - 23^{5/8}"x23^{5/8}"
60T73R Beige Nat. Rett. ● 662



7,5x30 - 2^{15/16}"x11^{13/16}"
08T73R Beige Nat. Rett. ● 81




30x60 - 11^{13/16}"x23^{5/8}"
63T73R Beige Nat. Rett. ● 61

SILVER



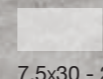
60x120 - 23^{5/8}"x47^{1/4}"
98T78R Silver Nat. Rett. ● 771




59x118,2 - 23^{1/4}"x46^{9/16}"
64T78Y Silver Lapp. Rett. ● 82



60x60 - 23^{5/8}"x23^{5/8}"
60T78R Silver Nat. Rett. ● 662



7,5x30 - 2^{15/16}"x11^{13/16}"
08T78R Silver Nat. Rett. ● 81



30x60 - 11^{13/16}"x23^{5/8}"
63T78R Silver Nat. Rett. ● 61

TITANIO




60x120 - 23^{5/8}"x47^{1/4}"
98T79R Titanio Nat. Rett. ● 771




59x118,2 - 23^{1/4}"x46^{9/16}"
64T79Y Titanio Lapp. Rett. ● 82



60x60 - 23^{5/8}"x23^{5/8}"
60T79R Titanio Nat. Rett. ● 662



7,5x30 - 2^{15/16}"x11^{13/16}"
08T79R Titanio Nat. Rett. ● 81



30x60 - 11^{13/16}"x23^{5/8}"
63T79R Titanio Nat. Rett. ● 61

Decoro Rome



30x60 - 11^{13/16}"x23^{5/8}"
63T70RB Avorio Nat. Rett. ● 62

Decoro Rome




30x60 - 11^{13/16}"x23^{5/8}"
63T73RB Beige Nat. Rett. ● 62

Decoro Rome



30x60 - 11^{13/16}"x23^{5/8}"
63T78RB Silver Nat. Rett. ● 62

Decoro Rome



30x60 - 11^{13/16}"x23^{5/8}"
63T79RB Titanio Nat. Rett. ● 62

Mosaico

Tessera - Chip 4,8x4,8 - 1^{7/8}"x1^{7/8}"



30x30 - 11^{13/16}"x11^{13/16}"
I30T70R Avorio Nat. ● 93

Mosaico

Tessera - Chip 4,8x4,8 - 1^{7/8}"x1^{7/8}"



30x30 - 11^{13/16}"x11^{13/16}"
I30T73R Beige Nat. ● 93

Mosaico


Tessera - Chip 4,8x4,8 - 1^{7/8}"x1^{7/8}"



30x30 - 11^{13/16}"x11^{13/16}"
I30T78R Silver Nat. ● 93

Mosaico

Tessera - Chip 4,8x4,8 - 1^{7/8}"x1^{7/8}"



30x30 - 11^{13/16}"x11^{13/16}"
I30T79R Titanio Nat. ● 93

Mosaico Appia

Tessera - Chip 2,5x5 - 1^{5/16}"x1^{7/8}"



30x30 - 11^{13/16}"x11^{13/16}"
N30T70 Avorio Nat. Rett. ● 100

Mosaico Appia

Tessera - Chip 2,5x5 - 1^{5/16}"x1^{7/8}"



30x30 - 11^{13/16}"x11^{13/16}"
N30T73 Beige Nat. Rett. ● 100

Mosaico Appia


Tessera - Chip 2,5x5 - 1^{5/16}"x1^{7/8}"



30x30 - 11^{13/16}"x11^{13/16}"
N30T78 Silver Nat. Rett. ● 100

Mosaico Appia

Tessera - Chip 2,5x5 - 1^{5/16}"x1^{7/8}"



30x30 - 11^{13/16}"x11^{13/16}"
N30T79 Titanio Nat. Rett. ● 100

Mosaico Aurelia

Tessera - Chip 2,8x2,8 - 1^{1/8}"x1^{1/8}"



29,4x29,4 - 11^{9/16}"x11^{9/16}"
I30T70Y Avorio Nat. Lapp. ● 100

Mosaico Aurelia

Tessera - Chip 2,8x2,8 - 1^{1/8}"x1^{1/8}"



29,4x29,4 - 11^{9/16}"x11^{9/16}"
I30T73Y Beige Nat. Lapp. ● 100

Mosaico Aurelia

Tessera - Chip 2,8x2,8 - 1^{1/8}"x1^{1/8}"



29,4x29,4 - 11^{9/16}"x11^{9/16}"
I30T78Y Silver Nat. Lapp. ● 100

Mosaico Aurelia

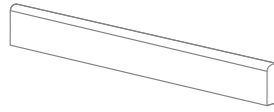
Tessera - Chip 2,8x2,8 - 1^{1/8}"x1^{1/8}"



29,4x29,4 - 11^{9/16}"x11^{9/16}"
I30T79Y Titanio Nat. Lapp. ● 100

PEZZI SPECIALI

TRIMS - PIECES SPECIALES - FORMTEILE
PIEZAS ESPECIALES - СПЕЦИАЛЬНЫЕ ИЗДЕЛИЯ



BATTISCOPA - SKIRTING

7,5x60 - 2^{15/16}"x23^{5/8}"

Pcs. Box. 15 - ML x Box 9

- 87T70R Avorio Nat. Rett. ● 11
- 87T73R Beige Nat. Rett. ● 11
- 87T78R Silver Nat. Rett. ● 11
- 87T79R Titanio Nat. Rett. ● 11

7,3x59 - 2^{7/8}"x23^{1/4}"

Pcs. Box. 15 - ML x Box 8,85

- 87T70Y Avorio Lapp. Rett. ● 13
- 87T73Y Beige Lapp. Rett. ● 13
- 87T78Y Silver Lapp. Rett. ● 13
- 87T79Y Titanio Lapp. Rett. ● 13



GRADONE - STEP

33x120x3,2x3,2 - 12^{15/16}"x47^{1/4}"x1^{1/4}"x1^{1/4}"

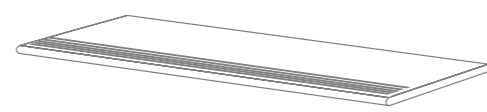
Pcs. Box. 2 - ML x Box 2,4

- CRT70R Avorio Nat. Rett. ● 95
- CRT73R Beige Nat. Rett. ● 95
- CRT78R Silver Nat. Rett. ● 95
- CRT79R Titanio Nat. Rett. ● 95

33x118,2x3,2x3,2 - 12^{15/16}"x46^{9/16}"x1^{1/4}"x1^{1/4}"

Pcs. Box. 2 - ML x Box 2,36

- CRT70Y Avorio Lapp. Rett. ● 97
- CRT73Y Beige Lapp. Rett. ● 97
- CRT78Y Silver Lapp. Rett. ● 97
- CRT79Y Titanio Lapp. Rett. ● 97




GRADINO - STAIR TREAD

33x120 - 12^{15/16}"x47^{1/4}"

Pcs. Box. 2 - ML x Box 2,4

- 74T70R Avorio Nat. Rett. ● 90
- 74T73R Beige Nat. Rett. ● 90
- 74T78R Silver Nat. Rett. ● 90
- 74T79R Titanio Nat. Rett. ● 90



ANGOLARE DX / SX - CORNER TILE DX / SX

33x120x3,2x3,2 - 12^{15/16}"x47^{1/4}"x1^{1/4}"x1^{1/4}"

Pcs. Box. 1 - ML x Box 1,20

- ACTB0RD / ACTB0RS Avorio Nat. Rett. ● 100
- ACTB3RD / ACTB3RS Beige Nat. Rett. ● 100
- ACTB8RD / ACTB8RS Silver Nat. Rett. ● 100
- ACTB9RD / ACTB9RS Titanio Nat. Rett. ● 100

33x118,2x3,2x3,2 - 12^{15/16}"x46^{9/16}"x1^{1/4}"x1^{1/4}"

Pcs. Box. 1 - ML x Box 1,18

- ACTB0YD / ACTB0YS Avorio Lapp. Rett. ● 101
- ACTB3YD / ACTB3YS Beige Lapp. Rett. ● 101
- ACTB8YD / ACTB8YS Silver Lapp. Rett. ● 101
- ACTB9YD / ACTB9YS Titanio Lapp. Rett. ● 101

ETERNA

Dry - Pressed Ceramic Tiles ISO 13006 Annex G - UNI EN 14411 Annex G - Bla GL



CARATTERISTICHE TECNICHE		NORMA	VALORI
Technical Features - Caracteristiques Techniques - Technische Eigenschaften Technische Eigenschaften - Caracteristicas Tecnicas - Технические Характеристики		Standard - Norme Norm - Norma - Норма	Value - Valeur Vorgabe - Valor - Средние
PLANARITÀ Flatness - Planéité - Ebenflächigkeit - Planaridad - Плоскостность	UNI EN ISO 10545/2	± 0,26% / ± 1,5MM	
	ASTM C485 WARPAGE	-	
	CALIBRATED ± 0,75% (MAX ± 0,09 IN)	-	
	RECTIFIED ± 0,40% (MAX ± 0,05 IN-SIZE ≤ 60CM) (MAX ± 0,07 IN-SIZE > 60CM)	± 0,25% (MAX ± 0,05 IN-SIZE ≤ 60CM) (MAX ± 0,07 IN-SIZE > 60CM)	
ASSORBIMENTO D'ACQUA (VALORE MEDIO IN %) Water absorption (Average value expressed in %) - Absorption d'eau (Valeur moyenne en %) Wasseraufnahme (Durchschnittswert in %) - Absorción de agua (Valor medio en %) Поглощение воды	UNI EN ISO 10545/3 ≤ 0,5 %	CONFORME	
RESISTENZA ALLA FLESSIONE Modulus of rupture - Resistance a la flexion - Biegefestigkeit Resistencia a la flexion - Прочность на изгиб	UNI EN ISO 10545/4	≥ 50 N/MM ²	
	FORZA DI ROTTURA Breaking strength - Résistance à la rupture - Bruchlast Resistencia a la rotura - Разрывное усилие	UNI EN ISO 10545/4 ASTM C648	≥ 2000 N 700 LBS
RESISTENZA AL GELO Frost resistance - Résistance au gel - Frostbeständigkeit - Resistencia a las heladas - Морозостойкость	UNI EN ISO 10545/12 ASTM C1026	CONFORME UNAFFECTED	
RESISTENZA CHIMICA AD ALTE E BASSE CONCENTRAZIONI DI ACIDI E BASI Chemical resistance to high and low acid and basic concentrations Résistance chimique aux hautes et basses concentrations d'acides et de bases Chemikalienfestigkeit bei hohen und niedrigen Konzentrationen von Säuren und Basen Resistencia química con concentraciones altas y bajas de ácidos y bases Химическая стойкость к высоким и низким концентрациям кислот и щелочей	UNI EN ISO 10545/13 ASTM C-650	GA - GLA - GHA UNAFFECTED	
RESISTENZA ALLE MACCHIE Stain resistance - Résistance aux taches - Fleckenbeständigkeit Resistencia a las manchas - Стойкость к образованию пятен	UNI EN ISO 10545/14 CTI 81-7D	5 NO EVIDENT VARIATION	
COEFFICIENTE DI ATTRITO Slip resistance - Coefficient de glissement - Rutschfestigkeit Barfußbereich Coeficiente de atrito medio - Коэффициент трения	DIN 51130	NATURALE R10	LAPPATO -
	DIN 51097	B (A+B)	-
	ANSI A 137.1- 2012 DCOF (SECTION 9.6)	WET ≥ 0,42	-
	B.C.R.A.	≥ 0,40	-

Per maggiori chiarimenti sui dati tecnici e sulla garanzia consultare il catalogo generale in vigore. - For further information on technical specifications, please consult our up-dated general catalogue. - Pour toutes informations supplémentaires sur les données techniques et sur les garanties, veuillez consulter le catalogue general en vigueur. - Für weitere Informationen über technische Daten und Garantie beziehen sie sich bitte auf den aktuellen Gesamtkatalog. - Para ulteriores informaciones sobre los datos tecnicos y la garantia, vease el catalogo general en vigor. - Более подробную информацию о технических данных и гарантии смотрите в действующем сводном катал.



Articolo Item Reference Artikel Articulo Артикула	Formato (cm) Size (cm) Format (cm) Format (cm) Тamaño (cm) Формат (cm)	Spessore (mm) Thickness (mm) Epaisseur (mm) Stärke (mm) Espesor (mm) Толщина (mm)	Pz. x Mq. Pieces x Sqm Pcs / M ² Stk. x Qm Pzs x Mc. Шт. x Кв.М.	Pz. x Scat. Pieces x Box Pcs / Bte Stk. x Krt. Pzs x Caja Шт. x Кор.	Mq. x Scat. Sqm x Box M ² / Bte Qm x Krt. Mc. x Caja Кв.М. x Кор.	Peso x Scat. (Kg) Weight x Box (Kg) Poids / Bte (Kg) Gewicht x Krt. (Kg) Peso x Caja (Kg) Вес x Кор. (Kg)	Scat. x Pal. Boxes x Pal. Bte / Pal. Krt. x Pal. Cajas x Pal. Кор. x Подд.	Mq. x Pal. Sqm x Pal. M ² / Pal. Qm x Pal. Mc. x Pal. Кв.М x Подд.	Peso x Pal. (Kg) Weight x Pal. (Kg) Poids / Pal. (Kg) Gewicht x Pal. (Kg) Peso x Pal. (Kg) Вес x Подд. (Kg)
98T7_R	60x120	10	1,39	2	1,440	35,00	22	31,68	770
64T7_Y	59x118,2	10	1,52	2	13,395	35,00	22	30,69	770
60T7_R	60x60	10	2,78	3	1,080	24,50	40	43,20	980
63T7_R	30x60	10	5,56	6	1,080	25,00	40	43,20	1000
08TZ_R	7,5x30	10	44,44	36	0,810	18,38	-	-	-
63TZ_RB	30x60	10	5,56	6	1,080	25,00	40	43,20	1000
I30T7_R	30x30	10	11,11	5	0,450	10,42	-	-	-
N30T7_	30x30	10	11,11	5	0,450	12,25	-	-	-
I30T7_Y	29,4x29,4	10	11,57	5	0,432	10,94	-	-	-



Emilceramica is a brand of Emilceramica S.r.l. a socio unico emilgroup.it/emilceramica emilgroup.it	Sede Commerciale/Administrativa Via Ghiarola Nuova, 29 - 41042 Fiorano Modenese (Mo) Italy T +39 0536 835111 - info@emilceramicagroup.it F (Italy) +39 0536 835958 - (Export) +39 0536 835490
--	---

